

Results of the Survey on Credit Conditions (ECC)

Fourth Quarter 2022



BANCO CENTRAL
DE LA REPÚBLICA ARGENTINA

About the use of inclusive language in the Spanish version of this report

The Central Bank of Argentina is committed to encouraging the use of a non-discriminatory language that promotes the acceptance of all gender identities. It should be noted that all those who have contributed to this report acknowledge that language influences on ideas, feelings, ways of thinking, as well as principles and core values.

The Survey on Credit Conditions (ECC) is a qualitative quarterly survey conducted by the BCRA in order to gather additional information on the performance and trends observed in the bank credit market. The information obtained supplements the set of quantitative statistical data more readily available to this institution, aimed at achieving a better understanding of the factors that impact on the evolution of loans granted by the financial system.

This survey is conducted on a sample of institutions consulted about the evolution of their credit supply and the demand for credit they have to face. The performance of loans to companies and to households is analyzed, focusing on any changes recorded during the quarter in progress against the immediately preceding quarter, and on any changes expected to occur in the next three months.

This report discloses the results for the fourth quarter of 2022, obtained from the survey conducted from December 19, 2022 to January 6, 2023.

The historical results obtained to date and the methodological details of the survey are made available to the public together with this report. To access this material, click [here](#).

Report published on January 19, 2023.

Data for the first quarter of 2023 will be published in April 2023.

The answers given by institutions do not necessarily match the vision of the Central Bank of Argentina or of its authorities.

Survey on Credit Conditions (ECC)¹

Fourth quarter 2022

Companies

- During the last quarter of 2022, according to the aggregate of institutions participating in the survey, credit standards associated with loans to companies —overall— remained unchanged against the third quarter of 2022. This neutrality was evident in companies of all sizes and in all financing terms. In turn, no changes in credit standards associated with loans to companies are anticipated for the first quarter of 2023.
- As regards the terms and conditions applied to credits approved, during the fourth quarter, the aggregate of banks participating in the survey reported a slight bias towards easing in spreads and maximum granting amounts for overall companies. In turn, the remaining terms and conditions of credits approved did not post changes over the period.
- During the fourth quarter of 2022, the ensemble of institutions participating in the survey reported a moderate tightening in the perceived demand for credit from overall companies and large companies and, with less intensity in the case of SMEs. In turn, they do not anticipate changes in the demand for credit by companies in the first quarter of 2023.

Households

- During the last quarter of 2022, according to the ensemble of institutions surveyed, credit standards associated with loans to households eased moderately for other loans for consumption and credit cards while, in the case of mortgage and pledged-backed loans, they remained unchanged. For the first quarter of 2023, institutions anticipate a scenario of significant easing in approval standards for other loans for consumption and, with lesser intensity in the case of mortgage loans; no changes are expected for pledge-backed loans and credit cards.
- As regards the terms and conditions applicable to loans approved, the aggregate of institutions participating in the survey reported an easing in the spread of pledge-backed loans and a slight tightening in cards. In turn, the maximum granting amounts eased for cards and mortgage loans. Finally, commission fees tightened moderately in cards.
- During the fourth quarter of 2022, the aggregate of banks perceived an easing —though with different levels of intensity— in credit demand for credit cards and other loans for consumption, and a tightening in the case of mortgage and pledge-backed loans. For the first quarter of 2023, institutions anticipate an increase in credit demand (though of different magnitude) in almost all household lines, except for mortgage loans, which would remain unchanged.

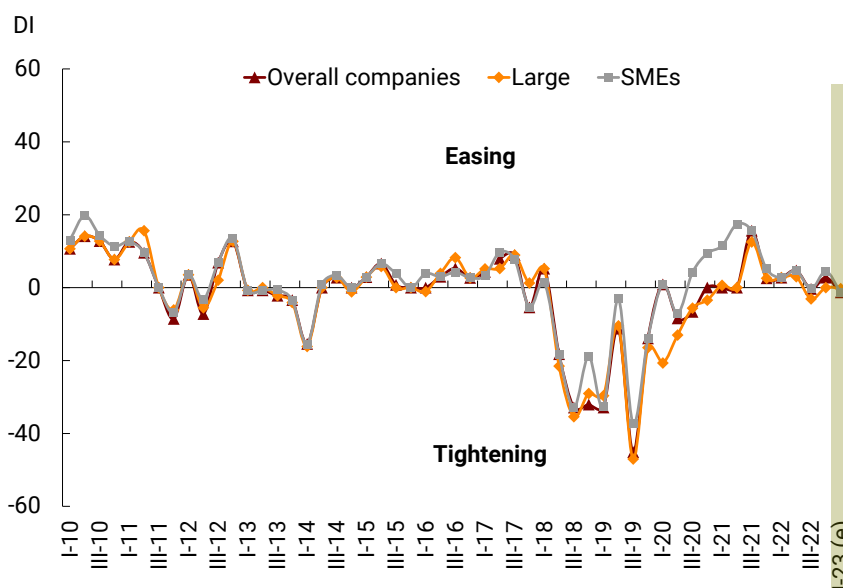
¹ This report contains the main results of each quarterly survey conducted by the BCRA to financial institutions. This survey reports the institutions' vision on the evolution of the banking credit market. For any further analysis, that may give context to these results with the aggregate evolution of the ensemble of institutions of the financial system and with the main measures adopted by the BCRA in terms of financial policy, see the various issues of the [Report on Banks](#) and the [Financial Stability Report](#).

1. Loans to Companies

Supply – Credit Standards / Terms and Conditions

1.1 During the fourth quarter of 2022, the ensemble of institutions participating in the survey reported a neutral position (unchanged) in terms of the credit standards related to loans to overall companies against the figures of the immediately preceding quarter. The Diffusion Index (DI)² was 2.8%³ (see Chart 1 and Annex), in line with the behavior observed in the previous four quarters. This evolution was widespread across companies of all sizes as well as all financing terms.

Chart 1 | Companies. Credit Demand Evolution
Diffusion Index weighted by institution and by answer - In %

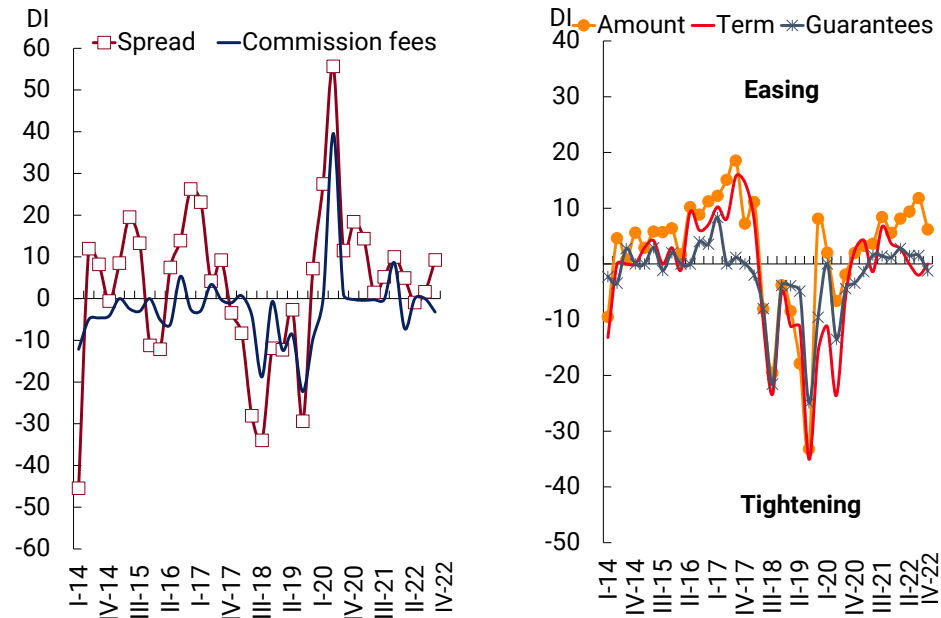


1.2 During the last quarter of 2022, and considering the terms and conditions applied to credits approved for companies, the aggregate of institutions participating in the survey reported a slight easing in the spreads and in the maximum granting amounts for overall companies (see Chart 2), while no changes were reported for the remaining terms and conditions.

² Based on answers obtained when conducting the ECC survey, indicators are built that serve to become aware of the market main trends in aggregate. Particularly, the so-called Diffusion Index (DI) is prepared as a global indicator of evolution of the variable under analysis, built as the difference between the percentage of answers showing a positive evolution (answers "Moderately more easing" and "More easing") minus the percentage of negative answers ("Moderately more tightening" and "More tightening"). This index weights the answers taking into account each institution's share in the stock of credit (of the sample of surveyed banks), and the intensity of the response (0.5 factor for "Moderately ..." answers, and 1 for "More..." answers). DIs may obtain values within a -100 / +100 range.

³ In general, DIs (in absolute values) lower than or equal to 5 are considered to be an "unchanged" or "neutral" condition, values from 5 to 10 are considered to be "slightly" changed or biased condition; from 10 to 20, "moderately" changed; from 20 to 50 "significantly" changed and over 50, "widely diffused".

Chart 2 | Overall companies. Terms and Conditions
Diffusion Index weighted by institution and by answer - In %

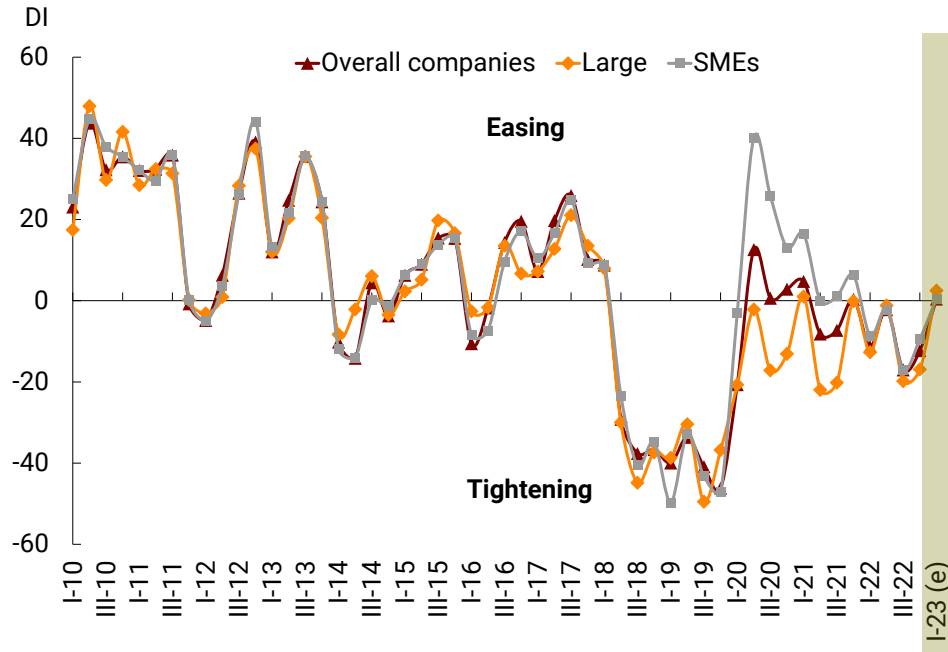


1.3 On the basis of the answers received, the aggregate of participating institutions does not anticipate changes in terms of credit standards associated with loans to companies during the first quarter of 2023 (DI for overall companies of -1.3%; see Chart 1). This context of neutrality would extend to companies of all sizes and to all financing terms.

Perceived Demand

1.4 During the fourth quarter of 2022, the aggregate of the participating institutions reported a moderate tightening in credit demand from overall companies, in line with the figures recorded in the previous quarter (DI for overall companies of -12.3%; see Chart 3). This evolution in credit demand was widespread across companies of all sizes (even though with different levels of intensity).

Chart 3 | Companies. Evolution of credit demand
Diffusion Index weighted by institution and by answer - In %



1.5 Based on the answers received, the aggregate of the institutions surveyed does not expect changes in credit demand in the case of overall companies for the first quarter of 2023 (DI of 0.4%). This evolution is expected in the case of both SMEs and large companies.

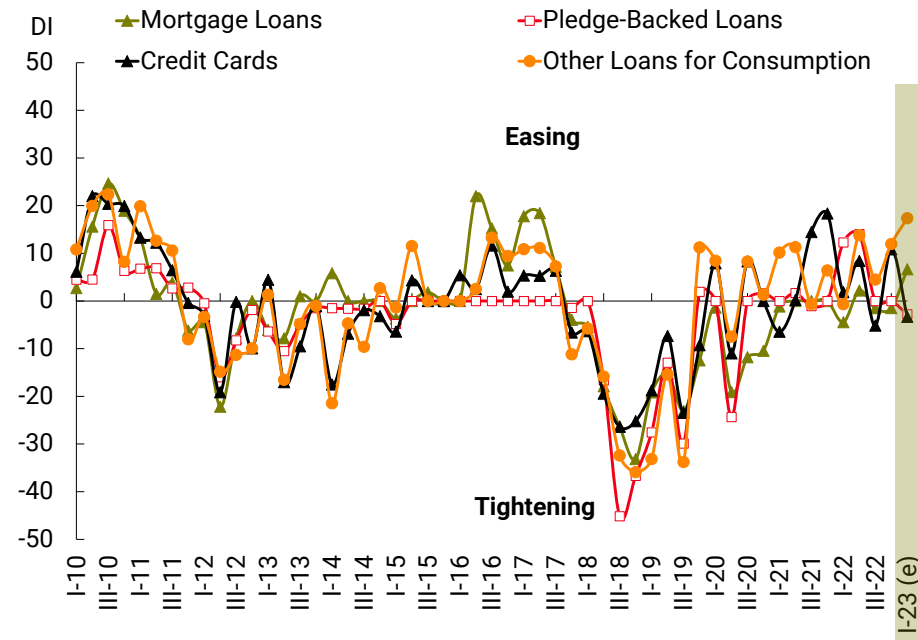
2. Loans to Households

Supply – Credit Standards / Terms and Conditions

2.1 During the fourth quarter of 2022, the aggregate of banks surveyed pointed out a context of moderate easing in credit cards and other loans for consumption and of neutrality in the case of mortgage and pledge-backed loans (see Chart 4).

Chart 4 | Households. Credit Demand Evolution

Diffusion Index weighted by institution and by answer - In %

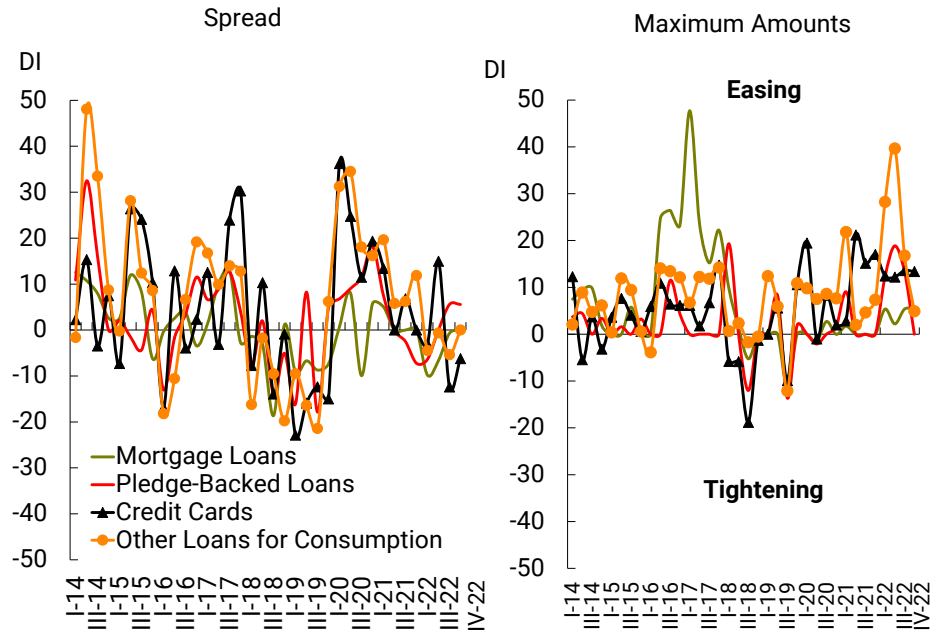


2.2 With reference to the terms and conditions of credits approved for households during the fourth quarter of 2022, there was a mixed context: a slight easing in the spreads of pledge-backed loans and a tightening in the spreads of credit cards. The maximum granting amounts eased moderately for credit cards and, to a lesser extent, for mortgage loans. In turn, commission fees tightened (rose) moderately for credit cards. Finally, the remaining terms and conditions posted no changes (see Chart 5).

2.3 The aggregate of institutions surveyed anticipates that, in the first quarter of 2023, the standards for credit approval would ease moderately in other loans for consumption and, to a lesser extent, in mortgage loans. To conclude, no changes are expected in the case of pledge-backed loans and credit cards (see Chart 4).

Chart 5 | Households. Evolution of the Terms and Conditions

Diffusion Index weighted by institution and by answer - In %



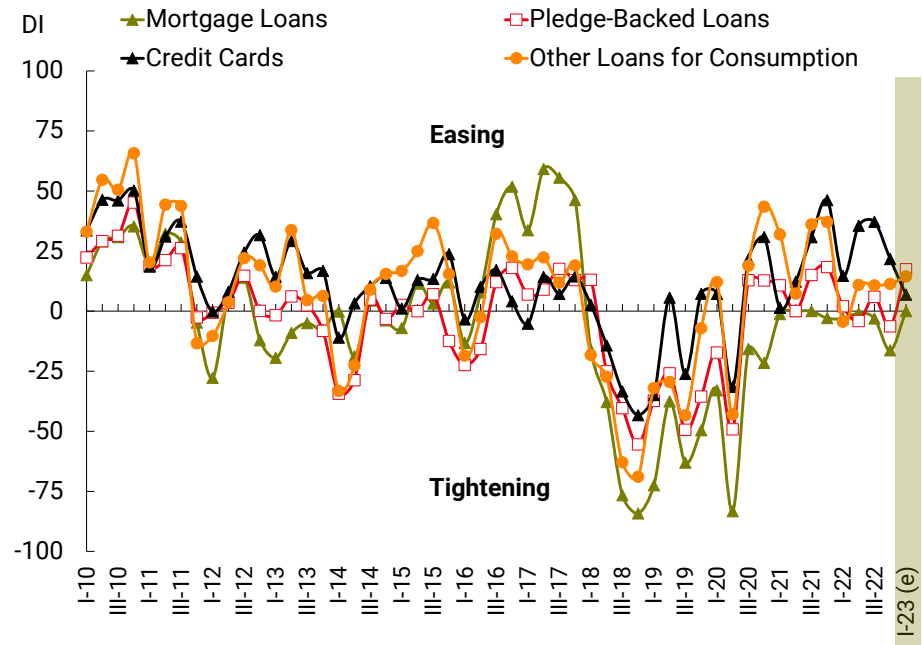
Perceived Demand

2.4 Based on the answers received, during the last quarter of 2022, the aggregate of financial institutions surveyed perceived a tightening (though with different levels of intensity) in credit demand for mortgage and pledge-backed loans, and a significant easing in credit cards and, to a lesser extent, in other loans for consumption (DI of 21.7% and 11.4%, respectively; see Chart 6).

2.5 For the first quarter of 2023, the ensemble of institutions participating in the survey anticipates a rise in credit demand (though of different magnitude) in virtually all household lines, except for mortgage loans, which would remain unchanged.

Chart 6 | Households. Evolution of credit demand

Diffusion Index weighted by institution and by answer - In %



Annex

Loans to Companies

			Diffusion Index* - In %																						
			I-17	II-17	III-17	IV-17	I-18	II-18	III-18	IV-18	I-19	II-19	III-19	IV-19	I-20	II-20	III-20	IV-20	I-21	II-21	III-21	IV-21	I-22	II-22	III-22
A. Changes in approval standards (questions 1 and 5).																									
Overall Companies	Quarter	4,4	7,9	8,9	-5,4	5,2	-18,2	-32,9	-32,1	-32,9	-11,3	-45,1	-13,9	0,9	-8,4	-6,6	0,0	0,0	0,0	15,6	2,6	2,8	4,7	-0,3	2,8
	Expected Next Quarter	3,4	6,6	10,8	-0,4	2,4	-17,1	-28,0	-13,6	-31,8	-4,8	-32,2	1,6	-18,7	-21,9	-13,6	5,2	-2,2	-5,6	4,8	0,0	0,4	1,5	2,8	-1,3
Large Companies	Quarter	5,2	5,2	8,9	1,3	5,2	-21,5	-35,4	-29,0	-29,6	-10,5	-47,0	-16,5	-20,7	-13,0	-5,6	-3,4	0,7	0,0	12,5	2,6	2,8	3,0	-3,1	0,0
	Expected Next Quarter	3,4	7,4	10,8	-0,4	0,0	-20,2	-23,0	-22,9	-29,1	-4,0	-34,1	1,6	-25,9	-14,1	-5,6	-11,0	-5,2	-7,3	3,1	0,0	0,0	2,5	0,0	-0,3
SMEs	Quarter	3,3	9,8	7,8	-5,4	1,3	-18,2	-32,9	-18,8	-32,7	-3,1	-37,2	-13,9	0,9	-7,1	4,1	9,4	11,5	17,4	15,6	5,1	2,8	4,7	-0,3	4,5
	Expected Next Quarter	3,4	6,6	12,0	-0,3	2,4	-17,1	-28,0	-15,4	-35,3	3,3	-23,3	9,4	11,7	-17,7	-5,8	11,0	12,3	7,2	12,0	4,8	3,2	1,5	2,8	-1,3
Up to 1 year	Quarter	3,3	9,8	7,8	-6,4	5,2	-20,7	-26,2	-19,7	-31,9	-3,1	-29,7	-4,4	0,9	-0,6	4,1	-3,4	8,1	8,2	15,6	5,1	2,8	3,0	-0,3	2,8
	Expected Next Quarter	0,7	5,8	13,4	-0,4	-0,7	-9,0	-20,4	-13,6	-32,4	3,3	-22,3	12,5	10,1	-16,8	-4,3	-1,7	6,2	2,6	4,8	0,0	0,4	2,5	2,8	-1,3
Over 1 year	Quarter	4,4	9,8	8,9	2,0	5,2	-14,3	-44,1	-32,1	-34,4	-14,5	-43,7	-16,8	-2,3	-24,9	0,7	10,4	11,5	19,2	15,6	5,1	2,8	2,0	-3,1	4,5
	Expected Next Quarter	3,4	5,8	10,8	-0,4	1,6	-17,1	-38,0	-23,8	-33,5	-4,8	-34,1	2,1	-6,6	-31,4	-18,2	10,1	10,5	4,3	4,5	0,0	3,2	1,5	0,0	-4,1
B. Changes in Terms and Conditions (question 4)																									
Spread on cost of funding																									
Overall Companies	Quarter	23,1	4,2	9,2	-3,4	-8,3	-28,1	-34,0	-11,9	-12,3	-2,7	-29,4	7,2	27,5	55,7	11,5	18,4	14,4	1,5	5,2	10,0	5,0	-0,9	1,6	9,2
Large Companies	Quarter	23,1	1,6	9,2	-3,4	-8,3	-28,1	-38,3	-21,2	-14,8	-2,7	-33,6	-4,7	22,7	44,0	1,2	5,9	14,0	1,1	6,9	22,3	-3,3	6,0	4,8	2,3
SMEs	Quarter	23,1	10,4	9,2	-2,5	-1,0	-28,1	-36,8	-11,9	-12,3	2,9	-29,4	13,6	43,5	58,9	4,2	23,8	25,5	14,3	5,2	5,7	11,9	4,9	1,6	9,2
Commission fees and other charges																									
Overall Companies	Quarter	-2,9	3,4	-0,2	-1,0	0,7	-4,0	-18,7	-0,7	-12,3	-8,7	-22,3	-9,6	0,0	39,6	1,0	-0,2	-0,4	-0,2	-0,2	8,6	-7,1	0,0	0,0	-3,2
Large Companies	Quarter	-6,1	0,0	-0,2	-9,2	-8,2	-4,0	-18,7	-0,7	-16,8	-8,7	-22,3	-9,6	0,0	38,6	1,0	-7,6	-0,4	-0,2	-0,2	8,6	-7,1	0,0	0,0	-3,2
SMEs	Quarter	0,4	6,8	-0,2	-8,2	-1,0	-4,0	-18,8	-0,7	-12,3	0,0	-20,3	-10,8	0,0	40,6	1,0	-0,2	7,7	7,9	-9,3	8,6	-7,1	0,0	0,0	-3,2
Maximum amounts																									
Overall Companies	Quarter	12,2	15,1	18,5	7,2	11,1	-8,1	-19,6	-3,8	-8,5	-17,9	-33,2	8,1	2,0	-6,7	-1,9	2,0	3,2	3,6	8,4	5,6	8,1	9,4	11,8	6,2
Large Companies	Quarter	12,2	11,7	18,5	10,6	11,1	-16,6	-19,6	2,2	-12,0	-15,9	-38,0	1,3	2,0	-15,2	-1,9	2,0	3,2	3,6	8,4	5,6	11,3	7,5	11,8	6,2
SMEs	Quarter	10,3	15,1	17,4	12,5	11,1	-17,3	-19,6	-3,8	-7,2	-7,7	-31,7	4,2	12,4	2,6	10,8	11,3	16,0	3,6	8,4	5,6	8,1	9,4	11,8	8,9
Term																									
Overall Companies	Quarter	10,3	8,1	15,8	14,6	7,9	-10,5	-23,4	-5,2	-11,2	-11,2	-35,0	-15,7	-11,2	-23,6	-6,0	2,4	4,3	-1,4	6,7	3,7	2,8	0,0	-2,0	0,0
Large Companies	Quarter	13,5	13,2	20,8	18,9	7,9	-10,5	-23,4	-5,2	-18,1	-7,1	-36,0	-15,7	-11,2	-26,7	-6,0	-2,4	4,3	-1,4	3,6	-1,4	2,8	-1,2	-0,4	0,0
SMEs	Quarter	9,8	10,8	12,6	11,7	9,0	-10,3	-26,2	-4,2	-8,1	-7,1	-32,7	-16,6	5,7	-14,4	7,1	15,7	15,7	14,4	6,7	6,2	2,8	0,0	-2,0	2,8
Guarantees required																									
Overall Companies	Quarter	8,3	0,0	1,2	0,0	-2,0	-8,0	-21,6	-3,9	-3,9	-4,9	-24,9	-9,6	0,0	-13,5	-4,4	-3,5	-1,4	1,6	1,4	1,2	2,8	1,5	1,5	-1,2
Large Companies	Quarter	5,1	0,0	1,2	0,0	-2,0	-16,5	-20,7	-3,9	-12,0	-13,1	-25,9	-6,4	0,0	-12,5	-10,7	-3,5	-1,4	1,6	-1,7	1,2	2,8	-1,2	1,5	-1,2
SMEs	Quarter	8,3	3,5	0,0	8,2	-2,0	-7,0	-21,6	-6,8	-6,7	-4,9	-25,8	-9,6	7,2	-12,5	-2,5	2,0	6,8	1,6	1,4	1,2	2,8	1,5	1,5	1,5
C. Changes in credit demand (questions 6 and 9)																									
Overall Companies	Quarter	7,2	19,8	25,9	10,2	8,8	-29,2	-37,6	-36,7	-40,0	-33,6	-40,9	-46,2	-20,7	12,6	0,6	2,9	4,8	-8,2	-7,3	0,3	-11,3	-2,2	-17,0	-12,3
	Expected Next Quarter	23,1	19,5	22,5	15,2	12,8	-29,5	-37,2	-23,6	-21,2	-4,6	-32,1	14,4	-5,2	1,1	-10,4	-0,6	9,1	-2,9	5,5	13,9	12,7	2,7	-1,5	0,4

* Weighted by institution and by answerOverall

Loans to Households

			Diffusion Index * - In %																						
			I-17	II-17	III-17	IV-17	I-18	II-18	III-18	IV-18	I-19	II-19	III-19	IV-19	I-20	II-20	III-20	IV-20	I-21	II-21	III-21	IV-21	I-22	II-22	III-22
A. Changes in approval standards (questions 10 and 14)																									
Mortgage Loans	Quarter	17,8	18,4	7,2	-4,0	-5,4	-17,9	-26,4	-33,2	-19,2	-15,2	-23,1	-12,5	-1,4	-19,1	-11,8	-10,5	-1,2	0,0	0,0	0,0	-4,4	2,2	-1,5	-1,5
	Expected Next Quarter	17,2	7,1	24,2	1,8	-0,9	-2,3	-20,7	-19,7	-10,8	2,0	-20,3	-1,0	-0,6	-5,2	-5,4	-11,6	1,2	0,0	1,7	2,5	-4,8	-3,0	0,0	6,6
Pledge-Backed Loans	Quarter	0,0	0,0	0,0	-1,4	0,0	-16,6	-45,2	-36,7	-27,5	-12,9	-29,9	1,9	0,0	-24,3	0,0	1,6	0,0	1,7	-1,1	0,0	12,3	14,0	0,0	0,0
	Expected Next Quarter	0,0	-1,5	0,8	0,9	1,4	-1,3	-33,7	-31,9	-33,6	-6,1	-21,8	1,9	-1,1	1,3	-6,1	0,0	10,7	0,8	5,2	2,5	1,7	0,0	0,0	-2,8
Credit Cards	Quarter	5,3	5,3	6,3	-6,6	-6,3	-19,4	-26,4	-25,2	-18,7	-7,3	-23,5	-9,3	7,9	-11,0	8,3	0,0	-6,5	0,2	14,5	18,4	1,9	8,4	-5,2	10,8
	Expected Next Quarter	4,3	8,0	6,7	1,0	5,8	-5,6	-21,3	-23,4	-21,3	-1,4	-17,3	18,2	26,1	-6,4	6,3	-0,9	-2,0	1,6	5,1	18,5	10,7	-3,8	-11,9	-3,3
Other Loans for Consumption	Quarter	10,9	11,1	7,3	-11,2	-5,8	-15,9	-32,4	-35,9	-33,2	-15,4	-33,8	11,2	8,4	-7,5	8,3	1,3	10,2	11,3	-0,7	6,4	-0,7	13,8	4,5	12,0
	Expected Next Quarter	-0,4	-1,5	11,8	5,9	-1,4	-12,0	-29,1	-31,4	-29,5	3,8	-24,6	29,3	18,1	2,8	9,7	6,8	10,9	12,1	5,1	2,3	-9,3	-2,9	-0,6	17,3
B. Changes in terms and conditions applied (question 13)																									
Spread on cost of funding																									
Mortgage Loans	Quarter	1,4	10,0	13,0	-2,7	-1,4	-3,1	-18,6	1,2	-9,2	-6,7	-8,7	-7,4	0,7	8,1	-9,9	5,8	5,1	0,0	0,0	0,0	-9,8	-6,6	-0,7	0,0
Pledge-Backed Loans	Quarter	6,6	8,9	12,6	4,0	-7,9	2,0	-13,9	-5,1	-16,1	8,3	-17,9	4,9	6,8	9,0	11,5	18,2	7,5	0,0	-2,5	-7,2	-6,4	0,0	5,6	5,6
Credit Cards	Quarter	12,5	-3,1	23,9	30,3	-7,7	10,3	-13,9	-0,9	-22,9	-15,9	-12,4	-15,0	36,2	24,7	11,5	19,3	13,4	0,0	6,8	0,0	-3,0	15,0	-12,4	-6,2
Other Loans for Consum.	Quarter	16,7	9,9	14,0	12,8	-16,2	-1,8	-9,5	-19,8	-9,5	-16,4	-21,4	6,2	31,2	34,5	18,1	16,2	19,6	5,8	6,2	11,9	-4,4	-0,6	-5,4	0,0
Commission fees and other charges																									
Mortgage Loans	Quarter	0,0	-3,0	0,0	0,0	0,0	0,0	-13,4	0,0	-5,6	0,0	-8,4	-9,6	0,0	15,2	0,0	0,0	0,0	0,0	0,0	0,0	0,0	0,0	0,0	0,0
Pledge-Backed Loans	Quarter	0,0	-4,1	0,0	0,0	6,0	0,0	-12,0	0,0	-7,7	0,0	-13,7	-13,8	0,0	21,0	0,0	0,0	0,0	0,0	0,0	0,0	0,0	0,0	0,0	-1,0
Credit Cards	Quarter	-2,0	7,9	-26,1	-6,3	-5,6	-13,5	-27,7	-8,6	-16,4	-33,8	-21,3	-16,7	-15,8	4,9	0,0	9,9	-16,0	-2,9	-2,7	-10,7	-23,6	-1,9	-19,2	-17,9
Other Loans for Consum.	Quarter	-5,7	-2,8	0,0	0,0	-5,3	-1,1	-18,9	-0,5	-5,4	-5,5	-15,2	-9,7	-9,8	15,0	0,0	9,9	9,7	4,5	0,0	0,0	-0,3	-0,3	-6,8	-0,5
Maximum amounts																									
Mortgage Loans	Quarter	47,7	23,6	15,2	22,2	9,9	1,4	-5,2	0,0	0,0	0,0	-11,5	0,0	0,0	-1,5	2,7	0,0	1,7	0,0	0,0	0,0	5,4	2,2	5,4	5,4
Pledge-Backed Loans	Quarter	0,0	0,0	0,0	0,0	19,3	0,0	-12,0	0,0	0,0	8,3	-13,7	1,9	0,0	-2,1	0,0	1,6	9,1	0,0	0,0	0,0	12,3	18,9	13,3	0,0
Credit Cards	Quarter	6,1	1,8	6,7	14,7	-5,8	-5,9	-18,8	-1,3	0,0	5,6	-9,9	10,6	19,5	-1,0	8,3	2,0	2,8	21,2	15,1	17,0	12,4	12,2	13,6	13,4
Other Loans for Consum.	Quarter	6,7	12,2	11,8	14,2	0,7	2,4	-1,7	-0,5	12,4	5,9	-12,1	10,9	9,8	7,5	8,6	7,7	21,8	2,0	4,6	7,4	28,2	39,7	16,8	4,9
Term																									
Mortgage Loans	Quarter	37,0	20,5	2,5	13,7	-5,4	-6,6	-8,5	0,9	0,0	0,0	-9,9	0,0	0,0	0,0	0,0	0,0	0,0	0,0	0,0	0,0	0,0	0,0	0,0	0,0
Pledge-Backed Loans	Quarter	0,0	0,0	0,0	0,0	0,0	0,0	-12,0	0,0	0,0	0,0	-13,7	0,0	0,0	0,0	0,0	0,0	0,0	0,0	0,0	0,0	12,3	2,8	0,0	0,0
Credit Cards	Quarter	9,4	0,0	0,0	0,0	0,0	-0,5	-7,8	0,0	0,0	0,0	-9,6	0,0	0,0	0,0	0,0	0,0	2,4	0,0	0,0	0,0	0,0	0,0	0,0	4,9
Other Loans for Consum.	Quarter	0,0	0,0	11,5	0,0	0,3	-1,4	-10,8	-2,7	-1,1	0,0	-9,6	0,0	-4,8	-3,0	0,0	0,0	0,0	0,0	0,0	0,5	0,0	-0,1	10,5	4,9
Guarantees required																									
Mortgage Loans	Quarter	4,6	0,0	6,5	11,1	0,0	0,0	-8,0	0,0	0,0	0,0	0,0	0,0	0,0	0,0	-1,7	0,0	0,0	0,0	0,0	0,0	0,0	0,0	0,0	0,0
Pledge-Backed Loans	Quarter	0,0	0,0	0,0	0,0	0,0	-3,3	-12,0	0,0	0,0	0,0	0,0	0,0	0,0	0,0	0,0	0,0	0,0	0,0	0,0	0,0	12,3	0,0	15,1	0,0
Credit Cards	Quarter	0,0	0,0	0,0	0,0	0,0	0,0	-8,7	0,0	0,0	0,0	0,0	0,0	0,0	0,0	-0,8	0,0	0,0	0,0	0,0	0,0	0,0	0,0	0,0	0,0
Other Loans for Consum.	Quarter	-0,6	5,0	0,6	-5,9	5,8	6,0	-10,3	-0,5	0,0	0,0	0,0	3,0	0,0	8,2	-1,6	0,0	9,8	9,9	0,7	0,0	0,0	0,0	0,0	0,0
C. Charges in credit demand (questions 15 and 18)																									
Mortgage Loans	Quarter	33,7	59,2	55,6	46,3	-16,0	-37,8	-76,6	-84,2	-72,5	-37,6	-63,0	-49,5	-33,0	-83,3	-15,8	-21,5	-1,2	0,0	0,0	-2,9	-3,0	-0,8	-3,0	-16,3
	Expected Next Quarter	59,2	64,1	49,4	14,9	10,3	-34,0	-54,3	-20,7	-36,6	-19,2	-43,7	-24,0	-19,3	-31,2	-14,2	1,2	2,3	0,0	1,7	1,7	-1,1	-9,7	-3,0	0,0
Pledge-Backed Loans	Quarter	6,9	8,9	17,6	13,0	13,0	-25,1	-40,4	-55,4	-37,3	-25,9	-49,4	-35,6	-17,3	-49,2	12,9	12,7	10,7	0,0	15,0	18,4	2,0	-4,1	6,0	-6,3
	Expected Next Quarter	-2,7	2,8	3,4	20,0	0,0	-26,6	-51,3	-19,8	-31,4	-20,5	-46,3	-8,9	-10,8	-4,2	2,9	14,9	12,8	13,0	18,2	18,4	18,5	0,0	0,0	17,4
Credit Cards	Quarter	-5,2	14,3	7,2	14,5	2,6	-14,2	-33,4	-43,3	-34,9	5,6	-26,1	7,3	7,2	-31,5	21,6	30,8	1,4	12,3	30,8	46,2	14,7	35,6	37,2	21,7
	Expected Next Quarter	25,1	11,1	11,0	-5,7	9,7	-12,4	-18,8	-11,6	-15,8	7,5	-23,8	24,1	20,4	2,5	18,7	29,8	11,8	13,0	33,5	41,6	30,4	31,2	17,4	6,8
Other Loans for Consumption	Quarter	19,5	22,4	11,9	19,0	-18,3	-27,3	-62,9	-69,0	-32,0	-29,5	-43,4	-7,1	12,1	-43,0	18,9	43,5	32,0	7,3	36,1	37,1	-4,4	10,9	10,7	11,4
	Expected Next Quarter	25,0	26,3	25,1	15,1	15,9	-14,3	-45,3	-19,5	-30,2	3,3	-40,3	24,1	7,9	18,1	22,8	37,9	37,0	37,2	36,3	24,5	37,0	33,9	14,9	14,4

* Weighted by institution and by answer Overall